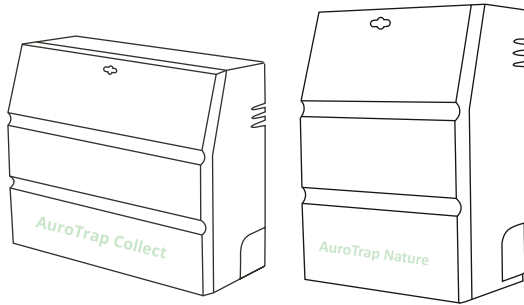


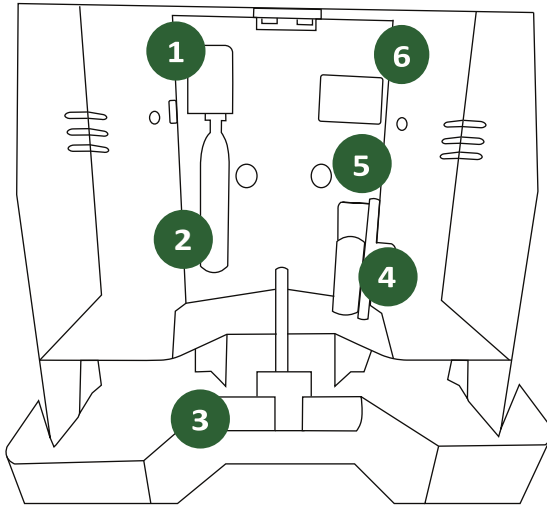
AUROTRAP – IOT CONNECTED RODENT TRAPS
MODEL COLLECT & NATURE



OPERATIONS MANUAL
SAFETY WARNING MANUAL
BATTERY SAFETY MANUAL
BATTERY DISPOSAL GUIDELINES

Version 1.01 20241104





1. Regulator for the CO₂ Canister
2. CO₂ Canister
3. Bait/lure holder
4. Battery pack with connector
5. Holes for fastening
6. Label with serial no. and QR code

IMPORTANT!
NEVER DISCONNECT BATTERY
WHEN LED IS BLINKING

**THIS MIGHT DAMAGE THE
ELECTRONICS!**



WARRANTY ISSUE!
Do not disconnect power
when the LED light is on!
This might damage the
equipment.

Quick Installation Guide for AuroTrap

Follow these easy steps to install and set up your AuroTrap:

1. Prepare the Trap

- **Positioning:** Place the trap on the ground, out of children's reach, and secure it using the mounting holes.
- **Safety:** Always wear gloves when handling components like the CO₂ canister, battery pack, and bait block. Avoid touching the pressure cylinder when it's cold to prevent frostbite.

2. Open the Trap

Use the green service key to unlock the trap.

- ### 3. Install the CO₂ Cannister
- Insert the CO₂ canister, tighten it clockwise securely, but don't overtighten. Fasten quickly to prevent CO₂ loss.

4. Add the Bait

Place the bait in the bait holder inside the trap.

5. Power On the Trap

Connect the battery pack to activate the trap. Wait until the LED light turns off, signalling it's ready for use. (Note: Initial setup may take up to 30 minutes.)

- ### 6. Connect via the AuroTrap App
- Download the AuroTrap App. Open the app, scan the QR code on the device, and follow the on-screen guide for further setup.



App Store (iPhone)



Google Play (Android)

7. Register the Device

Go to www.aurocon.io/login-register/ to register to set up your account or log in with existing credentials.

IMPORTANT WARNINGS

Safety Zone: Do not put your hands, fingers, or any objects inside the kill zone at any time.

Battery Precaution: Never disconnect the battery when the LED light is on, as this can damage the electronics.



WARRANTY ISSUE!
Do not disconnect power when the LED light is on. This might damage the equipment.

Additional Information

For further details, visit www.aurotrap.com



The Aurotrap device is a patented product, engineered and manufactured with innovative technology to deliver effective and reliable rodent control. Aurotrap® is a registered trademark of Aurocon A/S, ensuring that the name and technology are protected under intellectual property laws. Unauthorized use, reproduction, or imitation of the Aurotrap name, design, or technology is strictly prohibited. Aurocon A/S retains all rights associated with the Aurotrap trademark and patents, underscoring our commitment to quality, safety, and technological advancement in pest control solutions.

AuroTrap Safety Warning Manual

1. General Safety Precautions

Authorized Use Only: AuroTrap is intended solely for professional rodent trapping. It should be used only as described in the user manual and only at ground level, either outdoors or indoors. Modifications to the trap are strictly prohibited. **Secure Installation:** The trap must be firmly secured to suitable surface. Avoid using it in a manner that allows access to non-target species or the public. **Do NOT** install and activate in an environment where small children can come in contact with the AuroTrap. Ensure that the trap is active during night hours only when used and installed in areas of general public attendance.

2. Protective Equipment

Wear Gloves: Always wear gloves when handling the trap, particularly when working with the CO₂, battery pack, and bait block. **Avoid Contact with Cold Components:** The CO₂ canister can become extremely cold during operation. Allow it to thaw before handling to prevent potential cryogenic burns.

3. Operational Safety

Guarding the Trap: Never place hands, fingers, or objects within the trap's kill zone! The trap's impact mechanism activates instantly when a rodent or motion is detected.

Battery Safety: Avoid disconnecting the battery while the LED is on, as this could damage the electronics.



WARRANTY ISSUE!
Do not disconnect power when the LED light is on!
This might damage the equipment.

DANGER! RISK OF INJURY IF HANDS ARE PLACED INSIDE THE ACTIVE AUROTRAP!

ALWAYS DISCONNECT THE BATTERY BEFORE SERVICE OR MAINTENANCE

PLACE OUT OF REACH OF CHILDREN AND DOMESTIC PETS!

WARNING! CO₂ CANISTER IS PACKED WITH HIGH PRESSURE GAS; IT MAY EXPLODE IF HEATED. HANDLE COMPRESSED CO₂ WITH CAUTION - RISK OF CRYOGENIC BURNS!



4. Maintenance Guidelines

DISCONNECT THE BATTERY BEFORE ANY MAINTENANCE OR SERVICE OF THE TRAP! RISK OF INJURY IF FINGERS ARE PLACED INSIDE AN ACTIVATED TRAP! Perform regular checks and inspect for any visible damage or breakage on the trap. Clean sensors as directed. Use only authorized replacement components from Aurocon A/S. **Cleanliness:** Keep the area around the trap clean and clear. Follow proper disposal methods for batteries and CO₂ canister, as per local health and safety regulations.

For more information, contact Aurocon A/S or refer to the detailed user manual online at www.aurocon.io

Follow proper disposal methods for batteries and CO₂ canister, as per local health and safety regulations.

Basic Safety Instructions for Lithium -Ion Battery Use with the AuroTrap

Under the latest IATA (International Air Transport Association) regulations, rechargeable batteries, particularly Lithium-Ion types, are restricted to a maximum charge level of 30% of their rated capacity when shipped by air. This rule aims to reduce the risk of overheating and potential hazards during transport. Manufacturers and distributors must ensure that batteries are charged only to this level before shipment, and non-compliance can result in penalties or refusal of shipment.

1. Use Only as Intended:

Lithium-Ion batteries provided with AuroTrap are designed exclusively for use with this device. Do not use them with any other equipment.

2. Charging Guidelines:

Ensure the battery is fully charged before using it in the AuroTrap. Follow the charging instructions provided in this user manual to maximize battery performance and lifespan. The Aurotrap does not include a mains-powered battery charger as part of the standard package. As an add-on product, a USB-A to battery adapter cable for charging is required for charging the battery. This adapter is purchased separately from Aurocon A/S. The part number for the battery charger cable is 57 200 155. This adapter converts a standard USB-A output (5V, 1A) into the appropriate charging voltage for the battery, approximately 8.4V when fully charged. You will need to use a USB power source, such as a phone charger, laptop USB port, or any certified USB-A power adapter capable of outputting 5V, 1A. (1A is minimum).

3. Safe Handling:

Always handle the battery with care, avoiding any impact, puncture, or exposure to high temperatures, as these can cause serious damage and may lead to battery failure or hazard.

4. Inspect Before Use:

Regularly check the battery for any signs of damage, such as swelling, leaking, or discoloration. If any damage is observed, do not use the battery and contact Aurocon A/S for replacement.

5. Storage:

Store batteries in a cool, dry place away from direct sunlight or heat sources. Ensure they are kept out of reach of children and pets.

6. Avoid Overcharging:

Do not overcharge the battery or leave it connected to the charger for extended periods. Unplug once fully charged.

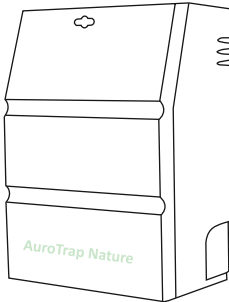
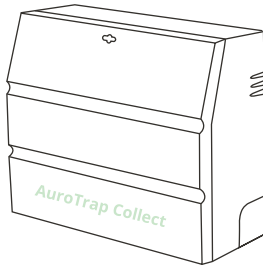
7. Emergency Procedures:

In case of a battery leak or if the battery overheats, move the battery to a safe, ventilated area immediately. Avoid contact with leaked fluid and dispose of the battery safely according to local guidelines.

By following these basic instructions, you can ensure the safe and efficient operation of Lithium-Ion batteries with your AuroTrap device.

Instructions for Disposing of Lithium-Ion Batteries in Compliance with EU Regulations and WEEE Directive

Lithium-Ion batteries contain hazardous materials and must be disposed of responsibly. Under EU regulations, particularly the Battery Directive (2006/66/EC) and the WEEE Directive (2012/19/ EU), these batteries should not be disposed of as regular household waste. Follow these steps to ensure proper disposal:



1. Identify and Prepare the Battery for Disposal

- **Remove Battery from Device:** Ensure the Lithium-Ion battery is disconnected from the AuroTrap device.
- **Inspect for Damage:** If the battery is leaking, swollen, or visibly damaged, handle it with gloves and ensure no contact with skin or eyes. Place it in a sealed, non-metallic container to avoid accidental leakage or contamination.
- **Protect Terminals:** Cover the battery terminals with electrical or masking tape to prevent short-circuiting during transport.

2. Locate Authorized Battery Collection and Recycling Centres

- **WEEE Collection Points:** The WEEE Directive requires all EU member states to have collection points for batteries and electronic waste. Check your local area for designated WEEE collection centres or recycling points.

3. Transporting the Battery for Disposal

- **Secure Packaging:** Place the battery in a safe, non-conductive container, like a plastic bag or small cardboard box, to minimize risk during transportation.
- **Avoid Extreme Temperatures:** Transport the battery at room temperature, as excessive heat or cold can increase risk.

4. Dispose Through Certified Recycling Facilities

- **Certified Recycling:** Only use certified battery recycling facilities to ensure compliance with EU standards. Authorized facilities will recycle the materials in an environmentally safe way, re-covering metals like lithium, cobalt, and nickel.

5. Documentation and Compliance (For Companies)

- **Waste Transfer Note:** If disposing of batteries in bulk, companies must retain a waste transfer note or similar documentation in compliance with EU regulations.
- **Record-Keeping:** Keep records of all battery disposals, as companies may need to report waste disposal under WEEE and Battery Directive obligations.

6. Environmental and Health Safety

Lithium-Ion batteries contain substances harmful to the environment. Proper disposal through WEEE-compliant facilities ensures these substances don't end up in landfills, reducing potential soil and water contamination.

By adhering to these guidelines, you ensure compliance with the EU's **Battery Directive** and **WEEE Directive**, contributing to environmental protection and the safe management of hazardous materials.

Product Disclaimer for Aurotrap

Product Disclaimer for Aurotrap

Important Safety and Usage Information The Aurotrap device is designed solely for professional use in rodent control and must be handled by trained personnel following all specified safety instructions. The device is intended exclusively for the management of rodent populations and should not be used for any other purpose.

Hand Safety Warning

Severe Risk of Injury: There is a significant risk of injury if hands, fingers, or other body parts are placed inside the Aurotrap while it is active. To prevent serious injury, **always disconnect the battery before servicing or handling the trap.** Misuse of the device or handling outside the outlined guidelines is strictly at the user's risk. Aurocon A/S assumes no responsibility for injuries or damages arising from improper use or servicing that fails to adhere to these safety protocols.

Child Safety

The Aurotrap must be **always kept out of reach of children.** As a device designed for professional use, it contains mechanisms that can cause severe injury if accessed by unauthorized individuals, especially minors. Only authorized and trained personnel should operate or come in contact with the Aurotrap.

Mobile Connectivity Disclaimer While the Aurotrap is designed with mobile connectivity features, **Aurocon A/S cannot guarantee full mobile connectivity** in all geographic locations or building interiors. Connectivity may vary based on regional mobile coverage, and it is the user's responsibility to verify signal availability before installation.

By-Catch Disclaimer

The Aurotrap is engineered specifically for rodents; however, **Aurocon A/S cannot guarantee the absence of by-catch involving non-target species.** The pest control operator is solely responsible for deploying the trap in locations where it will affect only the intended rodent population.

User Responsibility

The deployment, placement, and activation of the Aurotrap are the sole responsibility of the pest controller. **Only trained and authorized personnel should operate or handle this device,** and it is the user's responsibility to ensure that all safety measures are strictly followed to avoid injury or unintended harm.

Limitation of Liability

Aurocon A/S, based in Denmark, is **not liable for any direct or indirect injuries, damages, or losses** resulting from the misuse, unauthorized handling, or unintended application of the Aurotrap. This includes, but is not limited to, any damage resulting from by-catch, improper mobile connectivity, or non-compliance with safety instructions. Users assume all responsibility for correct installation and operation.

No Claims or Warranties

No express or implied claims, representations, or warranties are made regarding the **safety, reliability, durability, or performance** of the Aurotrap. All trademarks and patents related to Aurocon and Aurotrap are legally protected.

Limited Warranty

Aurocon A/S provides a limited **two-year warranty** for defects in materials and workmanship from the date of first retail purchase. During this warranty period, defective units may be repaired or replaced, at Aurocon's discretion, by an authorized distributor or dealer. This warranty does not cover:

- **Damage from abuse, accident, or misuse**
- **Damage from improper electrical power supply**
- **Uses not in accordance with the instruction manual**

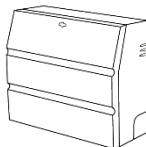
Warranty Limitations

This warranty is limited to repair or replacement only, and **no liability is accepted for incidental or consequential damages,** nor for third-party claims arising from product use. Certain jurisdictions do not allow the exclusion of such damages, so this limitation may not apply to all users.

Legal Rights

This disclaimer and warranty grant specific legal rights which may vary by jurisdiction. **All implied warranties,** including merchantability and fitness for a particular purpose, are disclaimed to the fullest extent permitted by law.

By using the Aurotrap, users agree to abide by all safety measures and assume responsibility for any risk associated with its operation.



Product Sheet Aurotrap Collect

Information	Product Specifications
Height, (unit) cm/inch	35 cm / 13.8 inch
Width, (unit) cm/inch	44 cm / 17.3 inch
Depth, (unit) cm/inch	16.3 cm / 6.4 inch
Weight, (unit)	3000 gram / 6.6 lb
Outer material	Plastic
Plastic material	72% Recycled HDPP / 28% Virgin HDPP
Capacity CO ₂ cartridge	80 kills
Weight CO ₂ cartridge	140 gram / 0.31 lb
Measurements (h*ø) cm/inch	14.5 * 2.6 cm / 5.7 * 1 inch
Battery lifetime in use	5 years / 2 years rechargeable (Charged 30% prior to delivery)
Weight pr. battery	230 gram / 0.51 lb
Battery type (battery cells/battery pack)	ER34615M primary lithium / 2s1p 7.2 V or li-ion rechargeable
Battery shipped separately	UN3480 – SP188 lithium-ion batteries
Battery shipped mounted in trap	UN3481 – SP188 lithium-ion batteries
Measurements battery (h-w-d) cm/inch	6.06.53.1 cm / 2.32.51.2 inch
IoT connection bands	NB / LTE-M / 2G (fallback)
Units pr. EUR-pallet	28 units
Weight pr. EUR-pallet, incl. battery and CO ₂ cartridge	110 kg / 242,5 LB
Patent issued – Priority date: August 2018	USA
Patent pending countries – Priority date: August 2018	China – India – Australia – Canada – Europe – Brazil
Trademark applied for	Europe – Norway – UK – USA
Aurotrap Certifications	EU RED, REACH, RoHS, FCC, ISED, RCMA, CP65, IPX5



Product Sheet Aurotrap Nature

Information	Product Specifications
Height, (unit) cm/inch	35 cm / 13.8 inch
Width, (unit) cm/inch	24 cm / 9,45 inch
Depth, (unit) cm/inch	17,3 cm / 6,8 inch
Weight, (unit)	2450 gram / 5,4 lb
Outer material	Plastic
Plastic material	72% Recycled HDPP / 28% Virgin HDPP
Capacity CO ₂ cartridge	80 kills
Weight CO ₂ cartridge	140 gram / 0.31 lb
Measurements (h*w) cm/inch	14.5 * 2.6 cm / 5.7 * 1 inch
Battery lifetime in use	5 years / 2 years rechargeable (Charged 30% prior to delivery)
Weight pr. battery	230 gram / 0.51 lb
Battery type (battery cells/battery pack)	ER34615M primary lithium / 2s1p 7.2 V or li-ion rechargeable
Battery shipped separately	UN3480 – SP188 lithium-ion batteries
Battery shipped mounted in trap	UN3481 – SP188 lithium-ion batteries
Measurements battery (h-w-d) cm/inch	6.06.53.1 cm / 2.32.51.2 inch
IoT connection bands	NB / LTE-M / 2G (fallback)
Units pr. EUR-pallet	48 units
Weight pr. EUR-pallet, incl. battery and CO ₂ cartridge	158 kg / 353 LB
Patent issued – Priority date: August 2018	USA
Patent pending countries – Priority date: August 2018	China – India – Australia – Canada – Europe – Brazil
Trademark applied for	Europe – Norway – UK – USA
Aurotrap Certifications	EU RED, REACH, RoHS, FCC, ISED, RCMA, CP65, IPX5

AUROCON

IoT based pest management